

**FORGETMENOT**<sup>®</sup> - ref.: FMN2B/Y (yellow) or FMN2B/B (blue)

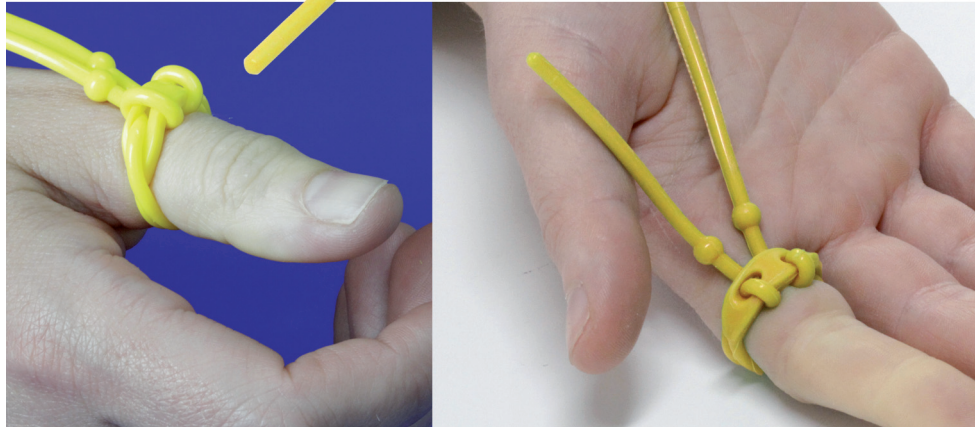
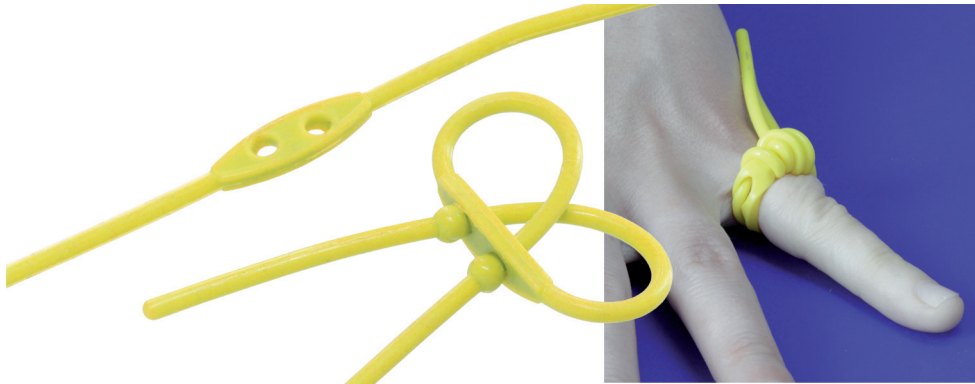
Simple answer to a real issue\*: digit tourniquet ForgetMeNot<sup>®</sup>

Available in yellow or blue

Sold in packs of 10

Reusable

Sold no sterile



\* Résultats fonctionnels à long terme d'ischémies digitales sous garrot : à propos de 2 observations.  
SOFCOT 2010 / Florence Mallard (Angers) Julien Richou, Dominique Le Nen

Design+photo: e-montceaux.fr / Réf. 168 éd.05 - © AREX® - 2017

**FORGETMENOT**<sup>®</sup>

The only specifically designed-for-purpose, reusable finger tourniquet.

Reusable

One size-fits-all

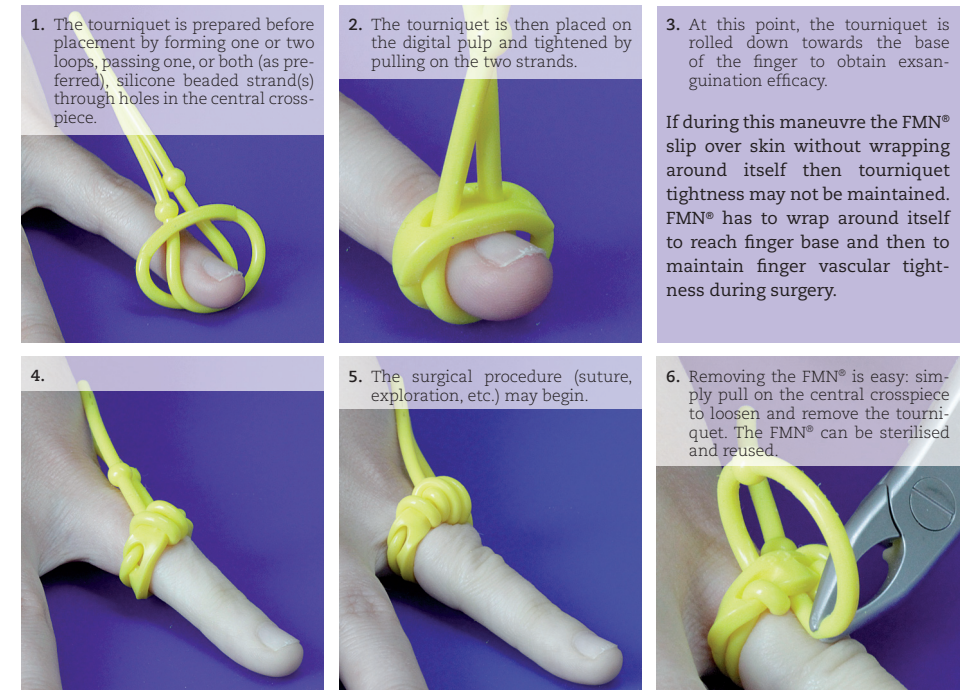
Achieving a totally exsanguinated finger

Bright blue or yellow highly visible tails make it totally unforgettable

Removable without rolling it over the wound or any risk of cutting skin

Environmentally friendly since it is reusable

For optimal FMN<sup>®</sup> use, follow the detailed instructions below.  
Placement of the FMN<sup>®</sup> tourniquet is simple, easy and repeatable.  
It is used under local (LA) or locoregional (LRA) anaesthesia.



1. The tourniquet is prepared before placement by forming one or two loops, passing one, or both (as preferred), silicone beaded strand(s) through holes in the central cross-piece.

2. The tourniquet is then placed on the digital pulp and tightened by pulling on the two strands.

3. At this point, the tourniquet is rolled down towards the base of the finger to obtain exsanguination efficacy.

If during this manoeuvre the FMN<sup>®</sup> slip over skin without wrapping around itself then tourniquet tightness may not be maintained. FMN<sup>®</sup> has to wrap around itself to reach finger base and then to maintain finger vascular tightness during surgery.

4.

5. The surgical procedure (suture, exploration, etc.) may begin.

6. Removing the FMN<sup>®</sup> is easy: simply pull on the central cross-piece to loosen and remove the tourniquet. The FMN<sup>®</sup> can be sterilised and reused.

When a totally bloodless field is not required, the FMN<sup>®</sup> can be used with a single loop: the arm is held above heart level for a few minutes and the FMN<sup>®</sup> is applied directly to the base of the finger.

**NB1** - Do not use FORGETMENOT<sup>®</sup> on small fingers.

**NB2** - Do not use FORGETMENOT<sup>®</sup> in paediatric cases.

These contra-indication are related to FMN<sup>®</sup> dimentional characteristics.

**NB3** - Do not clamp FORGETMENOT<sup>®</sup> with a metallic instrument to maintain this finger tourniquet, this may initiate small cuts into silicone resulting in potential secondary rupture.